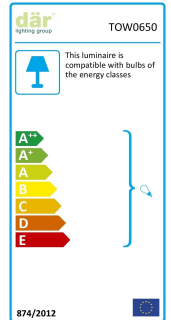
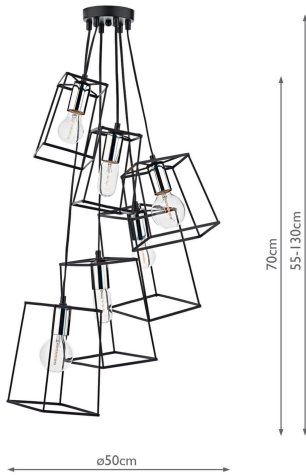


TOW0650

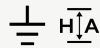
Tower 6lt Cluster Pendant Black & Polished Chrome

RRP
£138.00 (inc VAT)



TECHNICAL DATA

Measurements	H min55 - max130 x Ø50cm
Shade Measurements	D14 x H24 x W24cm
Fixing Plate Dimensions	H2.5 x Ø12cm
Finish	Matt Black, Polished Chrome
Material	Metal
Cable Material	Black
Nett Weight (kg)	2.5 kg
Primary Light:	
Lamp	6 x 40w max ES GLS
Recommended Lamp	BUL-E27-LED-19



IP Rating	IP20
Suitable	Indoor
Electrical Class	Class I, Earthed

